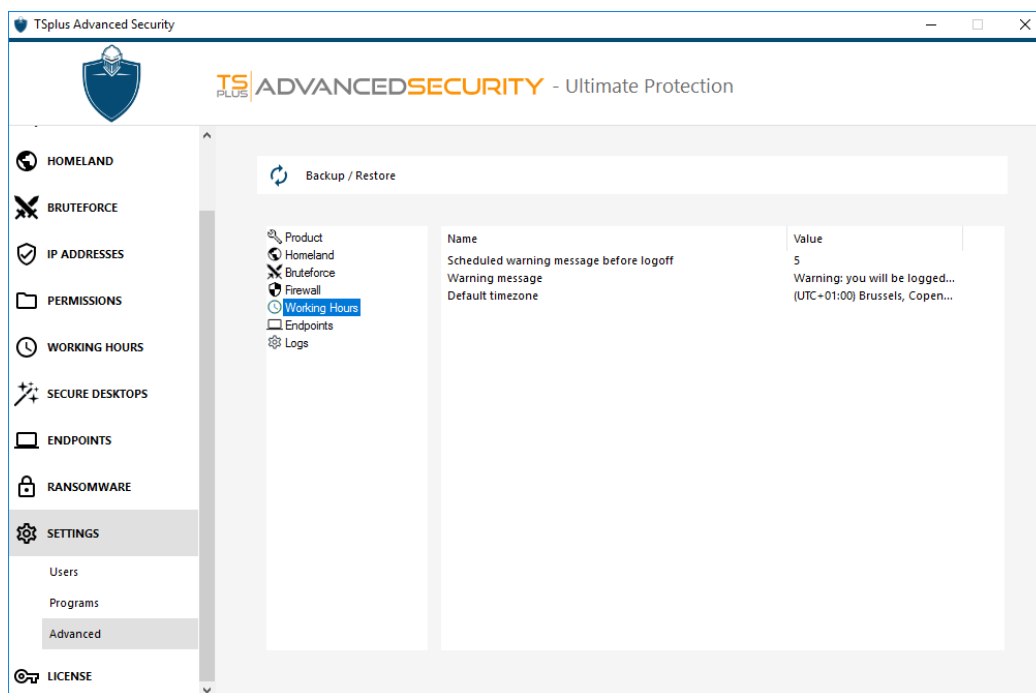
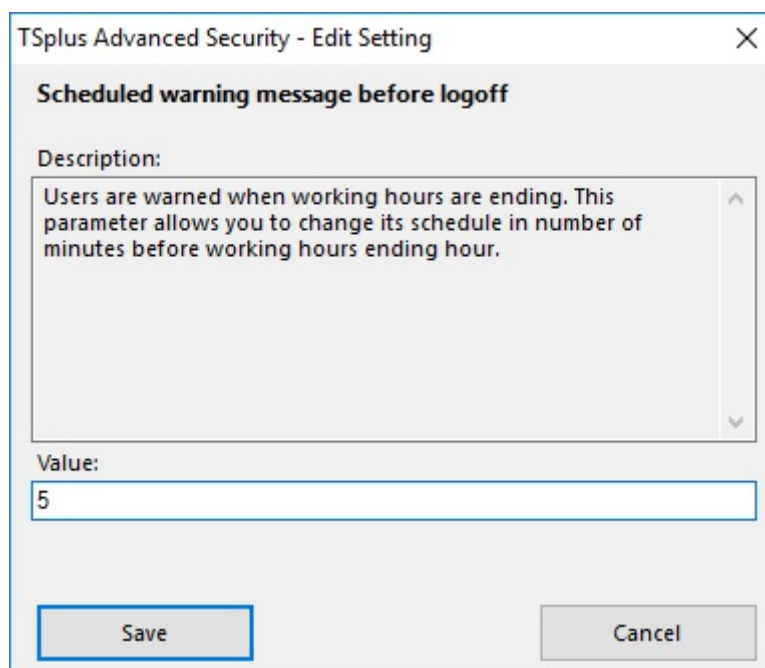


# Advanced - Working Hours Settings

The **Working Hours** tab allows you to *schedule and modify a warning message before the user is logged off*.

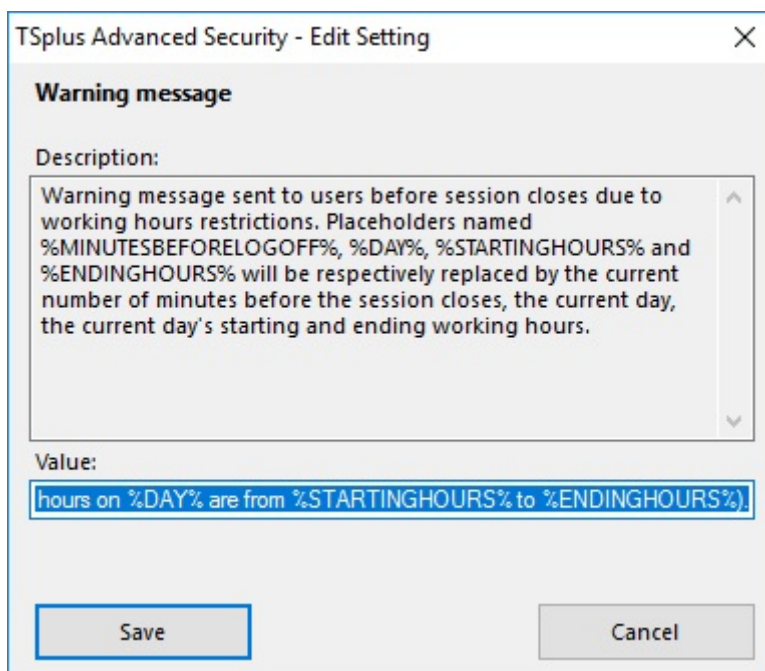


You can configure the warning message schedule in number of minutes before the user is automatically disconnected. By default, it is set to 5 minutes.



Modify the Warning message at your convenience, with placeholders named %MINUTESBEFORELOGOFF%, %DAY%, %STARTINGHOURS% and %ENDINGHOURS%, which will be respectively replaced by the current number

of minutes before the session closes, the current day, the current day's starting and ending working hours.



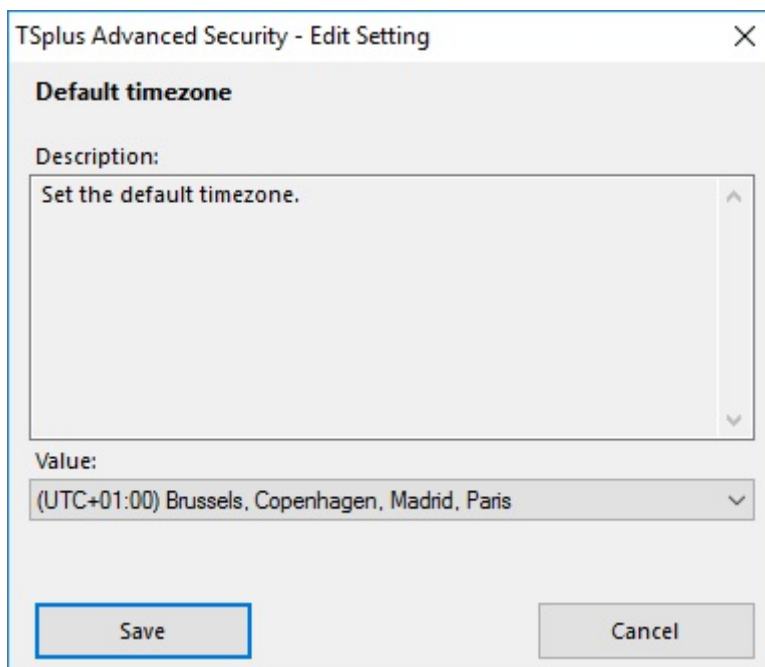
The screenshot shows a dialog box titled "TSplus Advanced Security - Edit Setting". It has a close button (X) in the top right corner. The dialog is divided into two main sections: "Warning message" and "Value".

**Warning message:** This section contains a text area with the following description: "Warning message sent to users before session closes due to working hours restrictions. Placeholders named %MINUTESBEFORELOGOFF%, %DAY%, %STARTINGHOURS% and %ENDINGHOURS% will be respectively replaced by the current number of minutes before the session closes, the current day, the current day's starting and ending working hours." The text area has a vertical scrollbar on the right.

**Value:** This section contains a text input field with the value "hours on %DAY% are from %STARTINGHOURS% to %ENDINGHOURS%)." The input field is highlighted with a blue border.

At the bottom of the dialog, there are two buttons: "Save" and "Cancel".

Set the **Default server timezone** by selecting the corresponding one on the drop-down list:



The screenshot shows a dialog box titled "TSplus Advanced Security - Edit Setting". It has a close button (X) in the top right corner. The dialog is divided into two main sections: "Default timezone" and "Value".

**Default timezone:** This section contains a text area with the following description: "Set the default timezone." The text area has a vertical scrollbar on the right.

**Value:** This section contains a drop-down list with the value "(UTC+01:00) Brussels, Copenhagen, Madrid, Paris". The drop-down arrow is visible on the right side of the list.

At the bottom of the dialog, there are two buttons: "Save" and "Cancel".